

Create Group

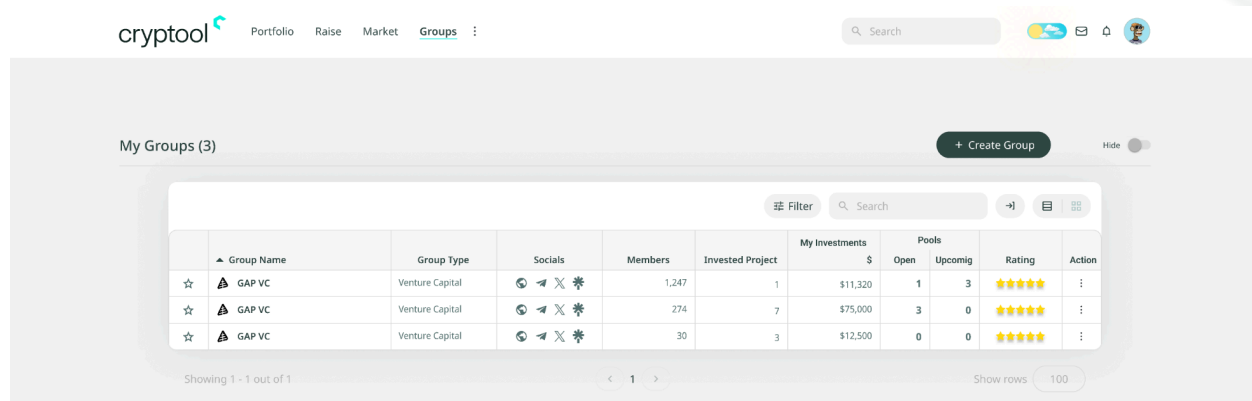
Please note that this document will be updated periodically.

This feature is only available to Premium+, Business or Enterprise users. To upgrade your account, please go to ['User Subscription'](#).

Create Group

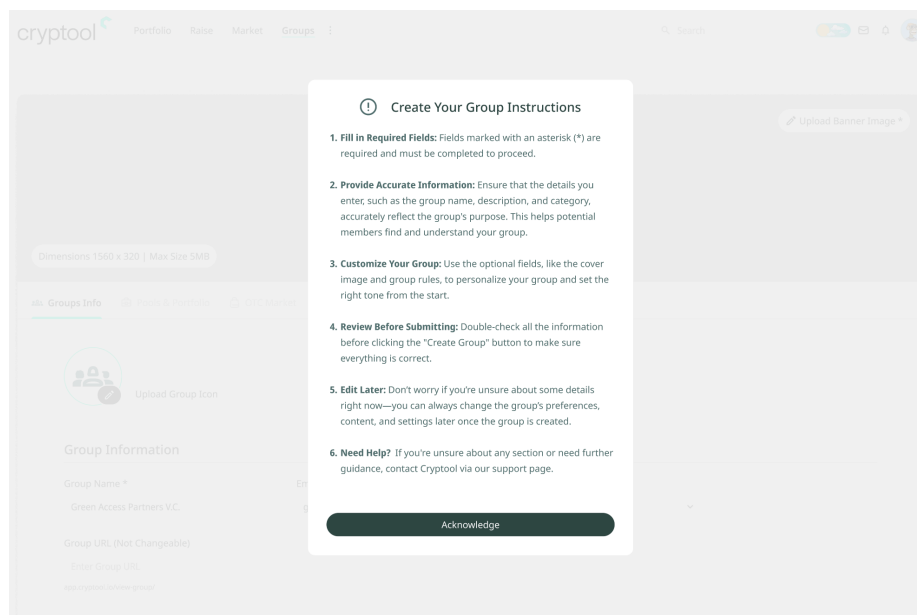
1. How to Start Group Creation?:

- Click on Groups in the main menu, and then click on 'Create Group' on top right.




2. Creating group

- Read the instructions in the pop up and click 'Acknowledge' to follow them to create your group:




- i. **Fill in Required Fields:** Fields marked with an asterisk (*) are required and must be completed to proceed.
 1. **Required Fields** (As used in Cryptool.io):
 - a. **Change Banner Image:** Upload a banner image for your group to represent it visually.
 - b. This image will be used in both **tile view** (group previews) and as the **group banner**. For more details on how to set the banner properly, see [banner instructions](#)
 - c. **Group Name:** Group name.
 - d. **Group Type:**
 - i. Investment Manager (Private Only)
 - ii. Launchpad
 - iii. Private Group (Private Only)
 - iv. Project
 - v. Venture Capital (Private Only)
 - vi. Syndicate (Private Only)
 - vii. DAO (Private Only)
 - e. **Group URL Suffix:** This will be applied to the end of [app.cryptool.io/view-group/](#) and hence be the group's URL on the platform.
 - f. **Short Description:** 150 characters max, this description is utilized in multiple sections of the platform).
 - ii. **Provide Accurate Information:** Ensure that the details you enter, such as the group name, description, and category, accurately reflect the group's purpose. This helps potential members find and understand your group.
 - iii. **Customize Your Group:** Use the optional fields, like the group icon image and group rules, to personalize your group and set the right tone from the start.
 1. **Optional Fields:**
 - a. **Email:** Group email address.
 - b. **Group Icon** :Add a smaller image that represents your group across the platform.
 - c. **Group Description:** 1,000 characters max, this field allows for a more thorough description of the group.
 - d. **Address Information:** Address, Country, State/Province, City, Zipcode (Postal Code)
 - e. **Partner:** Add any relevant partners.
 - f. **Socials:** Add a link to any relevant socials.
 - iv. **Review Before Submitting:** Double-check all the information before clicking the "Create Group" button to make sure everything is correct.
 - v. **Edit Later:** Don't worry if you're unsure about some details right now—you can always change the group's preferences, content, and settings later once the group is created.
 - vi. **Need Help?** If you're unsure about any section or need further guidance, contact Cryptool via our support page.
- o Click 'Create Group' on the bottom right to save group information.

Upload Banner Image *



Dimensions 1560 x 320 | Max Size 5MB

221 Groups Info
Pools & Portfolio
OTC Market
Members
Account
Preferences


Upload Group Icon

Group Information

Group Name *

Email

Group Type *

Group URL (Not Changeable)

app.cryptool.io/view-group/

Short Description * (This description is utilized in multiple sections of the platform)

150 characters max

Group Description

1,000 characters max

Address Information

Address

Country

State / Province

City

Zipcode

Partners

+ Add Partner

Socials

Website URL

Telegram URL

Telegram ANN URL

Discord Server URL

Twitter URL

Facebook URL

LinkedIn URL

Website URL

Medium URL

Youtube URL

Cancel
Save
Create Group